

Carbon Footprint Management Plan

Severotisk s.r.o., 2023

Carbon Footprint Management Plan	
Organisation:	Severotisk s.r.o.
Month / Year:	12/2022
Verification Scope:	
Owner:	Mgr. Iva Prošková, Ph.D.
Approver:	
Contact person:	Mgr. Iva Prošková, Ph.D.
Contact email:	Iva.proskova@severotisk.cz

Carbon Footprint Management Plan

Severotisk s.r.o.

This Carbon Footprint Management (CFM) Plan sets out Severotisk s.r.o.'s commitment to measure and monitor its carbon footprint over time while continuously reducing its GHG emissions to lessen the negative impacts of climate change. The CFM plan also helps the organisation to protect and enhance future business growth and value creation.

This plan contains the organisation's carbon footprint management and monitoring approach, GHG emissions reduction targets, and an action plan for achieving reductions over time. Furthermore, the CFM plan evaluates the quality of the organisation's carbon footprint efforts relating to data collection and calculation methods, data sources, processes, and activities that contribute to material emissions, as well as any estimates or assumptions used in calculations. Data quality assessments also indicate areas for improvement over time.

Any question regarding this CFM plan may be forwarded to:

Contact person Mgr. Iva Prošková, Ph. D.

Name: Iva Prošková

Position: System quality manager

Email: iva.proskova@severotisk.cz

Telephone/mobile: +420 777 486 308

Contents

Company Background.....	5
1. Corporate Climate Policy Template.....	5
2. CFM Overview and Approach	6
3. Carbon Footprint Results	6
3.1. Base year carbon footprint and boundaries.....	7
3.2. Carbon Footprint emissions over time	8
4. GHG emissions reductions	8
4.1. Reduction targets	8
4.2. Other considerations	Chyba! Záložka není definována.
4.3. Reduction plans	9
5. Offset Projects and Carbon Credits	9
5.1. Carbon Offset targets.....	9
5.2. Carbon Neutrality	10
6. Data Quality.....	10
6.1. Data Quality Assessment.....	10
6.2. Data Quality Improvement Plan	11
7. Climate Communications, claims, and labels	11
7.1. Public reporting	11
7.2. Additional Information	Chyba! Záložka není definována.
7.3. Claims and Labels.....	11

Definitions

Company Background

The company was founded in 1992. The construction of its own printing plant was carried out in 1994 and 1995, and the first rotary press was launched in that year. In 1997, a second printing press was started up as the culmination of the second stage of the printer's development.

The needs of our customers and our desire to meet these needs as widely as possible led us to start operations at the Finishing Centre in 2002.

The last, but by far the largest in scope and importance, development stage was the purchase and installation of a new 48-page web press. This latest stage of development culminated in November 2018 and marks a significant expansion of capacity.

The sole shareholder is Euro-Druckservice GmbH, according to the extract from the Commercial Register.

We are convinced that the principles on which we build were and are correct. The increasing demands on the quality of the products we supply and the associated quality of the services we provide, the management of the company decided to address by improving the management of the company by introducing a quality management system according to ISO 9001. The introduction of this system is a guarantee of the quality of the company's management not only at present, but also during its expected growth. At the same time as the introduction of the quality management system, our company is also introducing certifications related to social and environmental responsibility. Through these certifications, we communicate openly with all interested parties, thus declaring our position on all these issues.

1. Corporate Climate Policy Template

12/2022

Severotisk s.r.o. takes responsibility for our business practices and the GHG emissions resulting from our activities. This responsibility will be carried out through the following guidelines:

- *Severotisk s.r.o.* will demonstrate a high level of commitment and adopt best practices towards climate change mitigation.
- *Severotisk s.r.o.* will work to reduce its annual GHG emissions level by avoiding unnecessary emissions, improving energy efficiency, and maintaining climate responsible business practices across its value chain – hereby improving our corporate [and/or product] carbon footprint.
- *Severotisk s.r.o.* will ensure that related business policies, such as procurement and travel policies, are aligned with intentions described in this policy statement.
- *Severotisk s.r.o.* will identify and act upon areas and practices where reasonable investments can result in significant GHG emission reductions. These shall be described in this carbon footprint management plan.
- *Severotisk s.r.o.* will establish a method for annual monitoring and reporting of our GHG emissions. Monitoring, Documentation, and Reporting shall be complete,

consistent accurate, relevant, and transparent, and comply with Preferred by Nature's Carbon Footprint Management Standard.

- *Severotisk s.r.o.* will communicate consistently and transparently about our climate policy, reduction targets and plans, and achievements.
- *Severotisk s.r.o.* will ensure that any carbon credits used to offset unavoidable or non-reducible GHG emissions come from credible, sustainable, and additional projects.
- *Severotisk s.r.o.* will work towards carbon neutrality by 20XX through a combination of emissions reductions and offsetting initiatives.
- *Severotisk s.r.o.* will demonstrate efforts to encourage business partners and clients to also adopt climate-friendly business, production, and consumption behaviours and practices.

Ing. Milan Černý

2. CFM Overview and Approach

The following outlines the focus of our carbon footprint along with relevant processes and quality management measures related to our plan.

- i. Subject of analysis: Corporate and product certification
- ii. Justification of base year: 2022
- iii. Staff responsibilities: Appendix 1
- iv. Staff training: Iva Prošková
- v. Documentation: Iva Prošková, FS2
- vi. Data collection: Iva Prošková + authorized employees
- vii. Calculation tools: Iva Prošková – data sheet PNB
- viii. Performance monitoring: 1/year internal audit, 1/year audit
- ix. Offsetting procedures: it will be used only for clients for CO2 neutral products

3. Carbon Footprint Results

3.1. Base year carbon footprint and boundaries

3.1.1. Corporate Carbon Footprint

The base year for our CFM plan, calculated in 2022 amounts to:

Total (Absolute) GHG emissions: 55 508 tCO₂e

Intensity (Ratio) terms: XX tCO₂e per unit

Relevant emissions: CO₂, CH₄, N₂O, HFCs, PFCs, SF₆, and NF₃

Emissions by Scope:

Scope 1	Scope 2	Scope 3
1 403 953 tCO ₂ e	5 180 676 tCO ₂ e	48 923 293 tCO ₂ e

3.1.2. Product Carbon Footprint

The base year for our carbon footprint management efforts is 2022.

Our products are magazines, leaflets, catalogues. These are printed products.

We calculate the carbon footprint of products for customers on demand, through a carbon calculator that is approved by Preferred by Nature. A detailed procedure for calculating a product's carbon footprint is provided in Appendix 1 Methodology for calculating carbon footprint.

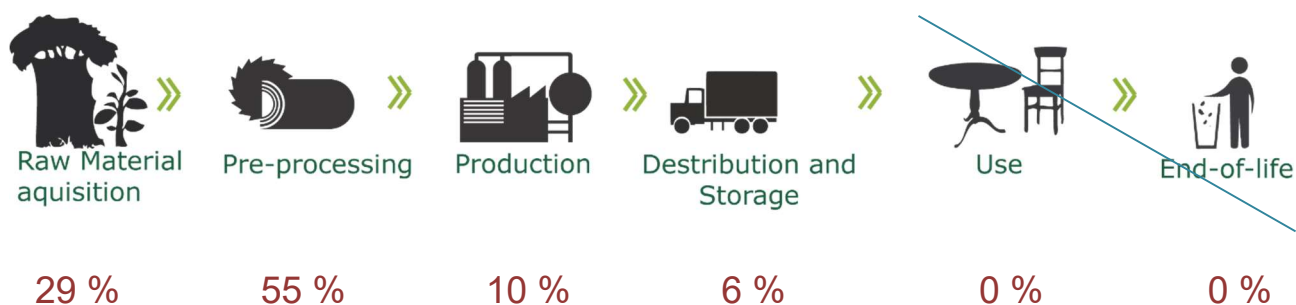
The base year for our CFM plan, calculated in 2022 amounts to:

Total (Absolute) GHG emissions: XX tCO₂e

Intensity (Ratio) terms: XX tCO₂e per unit (e.g. product or weight)

Relevant emissions: CO₂, CH₄, N₂O, HFCs, PFCs, SF₆, and NF₃

Emissions by life cycle stage:



3.2. Carbon Footprint emissions over time

The carbon footprint will be monitored annually and compared to the base year carbon footprint. Our goal is to reduce our carbon footprint each year compared to the previous year's values.

Measure	Base year	2023	2024	2025
Absolute	55 508 tCO ₂ e	XX tCO ₂ e	XX tCO ₂ e	XX tCO ₂ e
% reductions				
Intensity (tCO₂e per unit)	1,37 tCO ₂ e per unit	XX tCO ₂ e per unit	XX tCO ₂ e per unit	XX tCO ₂ e per unit
% reductions				

4. GHG emissions reductions

4.1. Reduction targets

Severotisk s.r.o. is committed to reducing its climate impact by setting ambitious but realistic emission reduction targets. These targets provide a planning tool to manage carbon reduction across the organisation. As well as serving to mitigate climate change, these targets help reduce the business and reputational risk associated with climate challenges, help achieve cost savings, stimulate organisational innovation and prepare the organisation for any future mandatory emissions reporting requirements and regulation.

No.	Target
1	Reduction of CO ₂ production in energy consumption by using renewable/non-emission sources
2	Reduction of CO ₂ production in the supply chain

3	Reduction of CO2 production in fuels
4	Reduction of CO2 production in waste management

The development of the US will be monitored and evaluated continuously (at least once a year) by means of reporting to the management.

4.2. Reduction plans

Severotisk s.r.o. intends to make real and committed efforts to lower its GHG emissions across its business activities, through the following actions:

No.	Action Plan	Projected reduction of the total CF	Time frame
1	Installation of photovoltaics	4 %	2024-2026
2	Transition to emission-free energy	4 %	2024-2025
3	Conversion to natural gas alternative	0,2 %	2024-2030
4	Fleet replacement - purchase of hybrid vehicles, electric vehicles	0,2%	2024-2030
5	Purchase of materials with a lower carbon footprint	4 %	2024-2030
6	Transition to zero landfill	0,3 %	2024-2025

5. Offset Projects and Carbon Credits

5.1. Carbon Offset targets

Severotisk s.r.o. plans to offset our company/product related carbon emissions partially or fully. Carbon credits are a powerful method to reduce carbon emissions outside of our organization and provide interesting carbon absorption projects. In the case of product offsets, Severotisk will offer proven carbon offset projects to customers. In the case of carbon offsetting for the whole company, Severotisk intends to advance carbon footprint reduction primarily within its own forces and supply chain.

Where appropriate, carbon credits will be purchased from vetted and recommended offset project providers and will follow the offsetting principles set out in the CFM PbN standard in Annex IV.

Project	Scheme	Amount / % compensation	Year	Purchase status	Neutral
Forest in Zimbabwe	Gold Standard	XX tCO ₂ e (80%)	2021	Retired / Applied	Yes/No
Solar in India	VCS	XX tCO ₂ e (20%)	2021	Retired / Applied	Yes/No
Biogas in Uganda	Gold Standard	XX tCO ₂ e (40%)	2022	Retired / Pending	Yes/No

Farm in Brazil	VCS	XX (20%)	tCO ₂ e	2023	Pending	Yes/No
----------------	-----	-------------	--------------------	------	---------	--------

Note: % compensation refers to portion of total carbon credits associated with project for that year

5.2. Carbon Neutrality

We offer carbon footprint offsetting to customers who are interested in a climate-neutral product. Based on the calculation of the product footprint of a specific order, we can offer the customer the offset project that is most suitable for them. The customer then determines which project to support. Severotisk then checks the correct use of the Climate Neutral Product logo so that it is not misused or misplaced.

6. Data Quality

In order to monitor and improve data quality over time, Severotisk Ltd. provides qualitative/quantitative data quality assessments throughout our CFM system, including our activity data, data allocation, conversion estimates and assumptions, and emission factors used. Data quality is assessed based on completeness, timeliness, geographic and technological representativeness.

6.1. Data Quality Assessment

Severotisk s.r.o. tries to use mainly real and accurate input data. This includes providing primary data on all activities under our control - and at a minimum all Scope 1 and 2 emissions - derived from bills, mileage and annual or monthly metric data. Scope 3 may be estimated or allocated from emissions data provided in other formats.

Most emission factors for input materials are provided to the company by its suppliers. Their data are verified by certification bodies and can be considered reliable and accurate. Some emission factors are based on internationally recognised databases whose data are also considered relevant. The following table provides an overview of data quality issues that may/could arise due our data collection and measuring methods.

No.	Activity	SCOPE	TYP DAT	
			Primary	secondary
1	Diesel VZV	1		
2	Transport for commercial purposes	1	X	
3	Natural gas	1	X	
4	Electricity	2	X	
5	Transport of products	3	X	
6	Transport of input material	3	X	
7	Courier shipments	3	X	
8	Business trips	3	X	
9	Employee commuting	3		X
10	Waste	3	X	
11	Input material	3	X	
12	Emission factors			X

6.2. Data Quality Improvement Plan

Severotisk Ltd is committed to improving the data that is collected and used in our carbon footprint calculation over time to ensure the most accurate carbon footprint result and demonstrate reductions. To this end, we will take steps to ensure the highest quality of data within and outside our organisational boundaries, including adherence to best practice, use of non-updated sources and striving to use primary rather than secondary data. These efforts include the following actions:

- Primary Data - Verify data sources - examine data provided and its sources, expand opportunities to improve data collection (gauges on machines, etc.).
- Data collection methods - communication with supplier - establishing stronger relationships in the supply chain. Using the market leader as an example, for others. Strengthening relationships and collaboration, awareness raising. Regular stakeholder dialogues.
- Calculation methods - working with a verified and reputable partner who can validate the data collected and calculated.
- Emission factors - verification of supplier data, working with proven and globally recognised databases, so where it is not yet possible to secure data directly from the manufacturer (processor).
- Supplier selection - when selecting a supplier, consider their involvement in efforts around not only carbon footprint calculations, but overall involvement in environmental policy.

7. Climate Communications, claims, and labels

7.1. Public reporting

Severotisk s.r.o. communicates the results of its carbon footprint as well as its progress on GHG emissions reductions on an annual basis. The information is available in the following documents.







Report Description	Name and Date	Content / Purpose	Link
Carbon Management Plan	Official Name	Plan, targets, action plans	
Sustainability report	Severotisk ESG strategy	Strategy, plans, targets	

7.2. Claims and Labels

Date of verification approval:

Date of Label and/or claim use approval:

CFM LABEL	CFM STATEMENT	LINK

Company FP			
Measuring CO ₂			
Reducing CO ₂			
CO ₂ Neutral			
PRODUCT FP			
Measuring CO ₂			
Reducing CO ₂			
CO ₂ Neutral			

7.2.1. Additional corporate information

Annex 1 - Methodology for calculating the carbon footprint]

7.2.2. Additional product information



References

[Optional but here you may include any relevant references used as part of your CFM Plan, data collections or calculations etc. e.g. industry publications, databases, emission sources, journals]

- i.
- ii.
- iii.
- iv.

Appendix I: if needed

Appendix II: if needed

Appendix III: if needed